

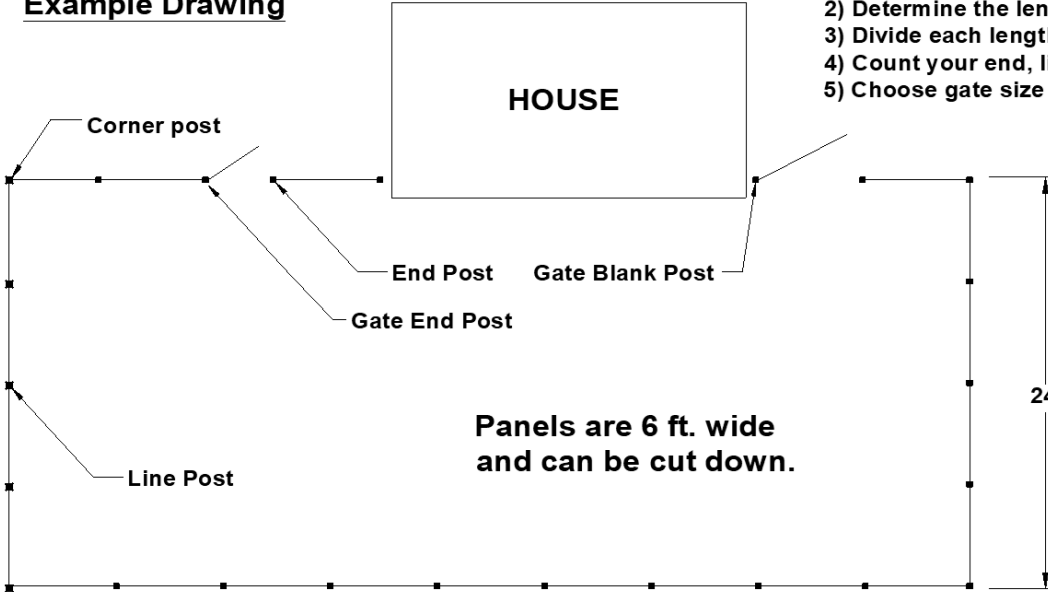
FENCE PROJECT PLANNER AND ORDER FORM

Use this planner to estimate the materials you will need to complete your project.

REMEMBER BEFORE DIGGING CALL YOUR LOCAL TOWN/CITY FOR ANY NECESSARY PERMITS

CALL 811 TO HAVE YOUR UNDER GROUND UTILITIES LOCATED AND MARKED!

Example Drawing



- 1) Draw your own fence plan separately.
- 2) Determine the length (in feet) of each straight run.
- 3) Divide each length by 6 for panels needed.
- 4) Count your end, line and corner posts.
- 5) Choose gate size and style.

Example:
 $24' / 6 = 4$ Panels
 This run will need
 3 line and 2 corner posts.

To place an order, complete form below and to email vinylfence@nycap.rr.com.
 We will email back a confirmation. Call our office at (518) 377-0374
 to arrange payment and pickup.

Order Form: Name _____ Phone _____

Panel and posts.

Qty		
_____	Panels	\$52.87
_____	2" End Post	\$23.78
_____	2" Corner Post	\$23.78
_____	2" Line Post	\$23.78
_____	2" Blank Post	\$27.38
_____	2" Gate End	\$43.24
_____	2" Gate Blank	\$43.24


Post include caps.
 All hardware included.

Gates.

Qty		
_____	3' Flat Top Gate	\$159.33
_____	4' Flat Top Gate	\$195.78
_____	5' Flat Top Gate	\$212.23
_____	3' Arch Top Gate	\$249.83
_____	4' Arch Top Gate	\$266.28
_____	5' Arch Top Gate	\$282.73
_____	Mini Gravity Latch	\$28.42
_____	Magnetic Safety Latch	\$58.00
_____	24" Drop Rod	\$27.17
_____	Touch Up Paint	\$12.22


Gates include spring hinges.

54" X 6'



Panel

Flat Top



Arch Top

